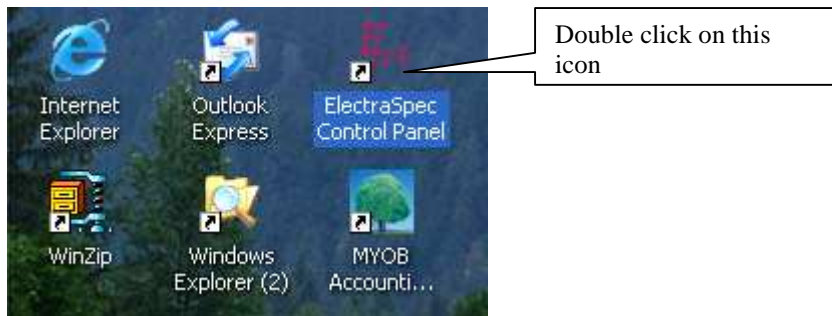


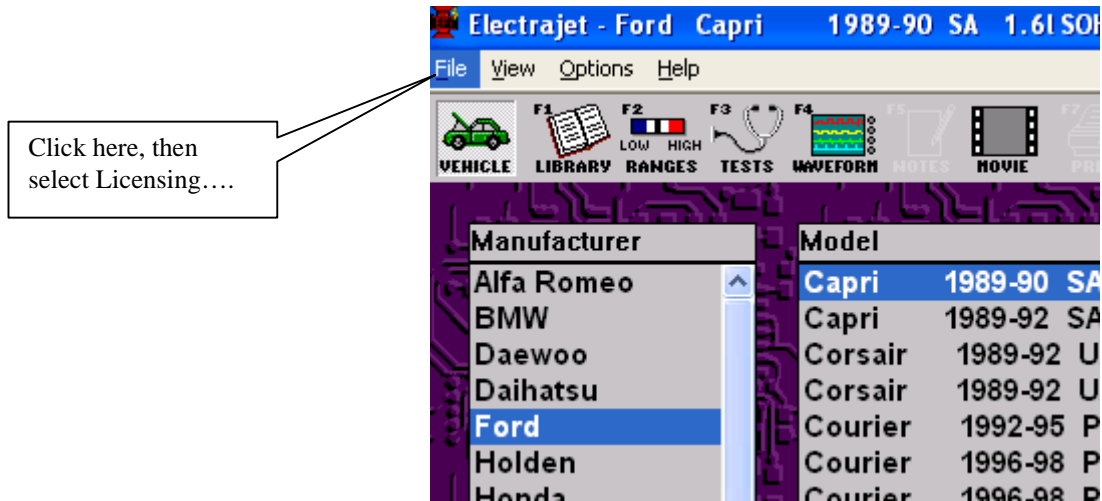
1. Start ElectraSpec Control Panel by clicking on the shortcut on your screen. Your screen will not be shown exactly as below.



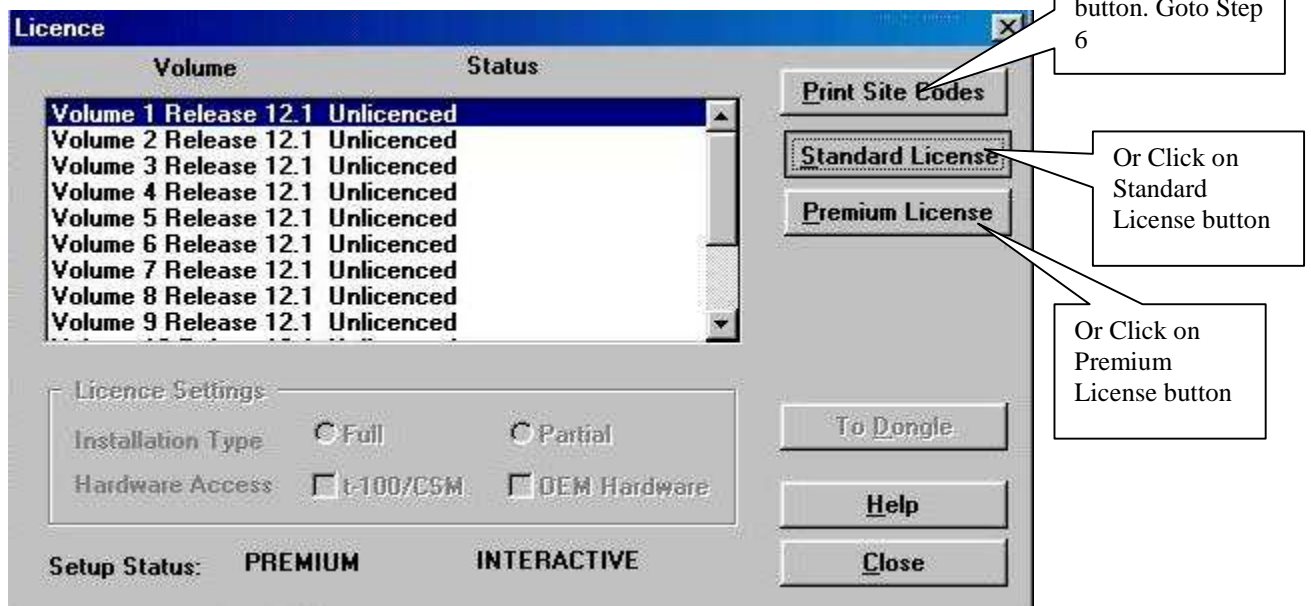
2. Click (click once) on ElectraSpec button



3. Click on File as shown below then select Licensing....



4. Click on Print Site Codes if the computer to be licensed is connected to a printer or click on Premium License button



5. If you click on the Premium/Standard License button, you will get SiteCode shown as below (Your sitecodes will be different from the characters below). Ring us now to get your unlock Key.

**License Electrajt**

70D7 79D5 B8D0 0AF2 B1F0 2B0H|05

Enter UNLOCK CODE below

OK  
Cancel  
Help

6. If you click on the Print Site Codes button, fill the license forms as shown below and click on the Print Sitecodes button to print it and fax the license form to 07 3305 0966 if you are in Australia or 617 3305 0966 if outside Australia

**Enter User Details**

Business Name  
ABC Car Care

Contact Person  
John Citizen

Street  
666 ABC Street

State  
Australia

Postcode  
1234

Suburb, Town  
ABC

Country/Location\*

Phone  
072222 2222

Fax  
07 2222 2223

Mobile Phone

Supplier  
Electrajt

Email Address (if you have one)

Licence Required  
Premium

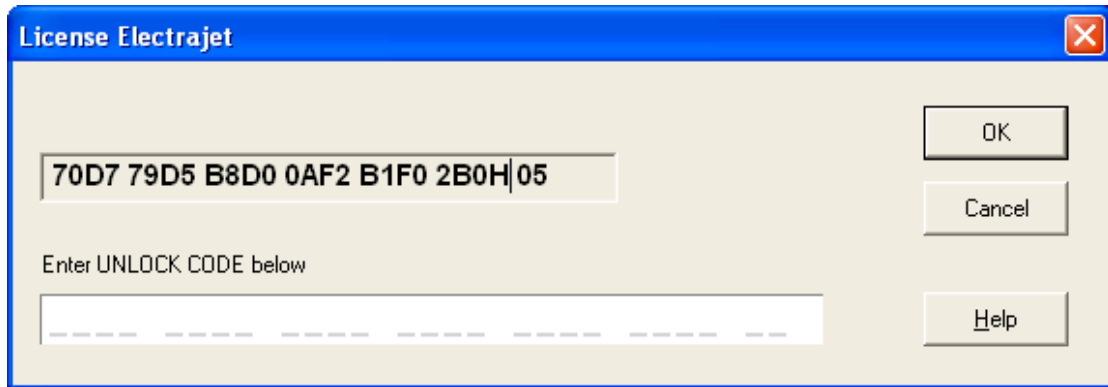
Hardware

T-100  T-400

CSM  Other

Print Sitecodes Cancel

7. After you receive the unlock key from us, please enter the unlock key then click on the OK button. It should be noted that for desktop computers, please use main keyboard's number keys for the digits instead of number pad. We found that the number pads on some computers are sometimes not working properly.



8. Your licensing status will shown as below:

